

Data Sheet

HUMAN MRP8/14 (CALPROTECTIN, L1 PROTEIN)

ANTIBODY, MONOCLONAL

Catalog no.:	A 1064.1 / A 1064.2
Immunogen:	Human MRP8 and MRP14 heterocomplex
Synonyms:	Calprotectin, S100A8/A9, Calgranulin A/B heterocomplex, L1 Protein
Swiss-Prot No:	P05109 and P06702
Gene Information:	Gene Name: S100A8 and S100A9 GenelD: 6279 and 6280
Host:	Mouse Balb/c
Clone no.:	FP 65
Isotype:	IgG ₁
Matrix:	Cell culture supernatant, Protein G purified, PBS pH 7.4, 0.09% NaN ₃
Specificity:	Calprotectin Human: subpopulation of human macrophages, monocytes and granulocytes; peripheral blood monocytes carry the antigen extra- and intracellularly, neutrophils only intracellularly. Animal: subpopulation of macrophages of rhesus monkey
Contents:	10 µg / 100 µg (lyophilized) Resuspend in 10 µl / 100 µl aqua bidest.
Known applications:	ELISA, immunohistochemistry (paraffin sections, 1:1000) This antibody has not been tested for use in all applications. This does not necessarily exclude its use for non-tested procedures. The stated dilutions are recommendations only. We suggest that the applicant titrates the antibody in his/her system using appropriate negative/positive controls.
Store at:	2-8 °C (lyophilized); - 20 °C (dissolved) Repeated thawing and freezing must be avoided
Last update on:	04 August 2016

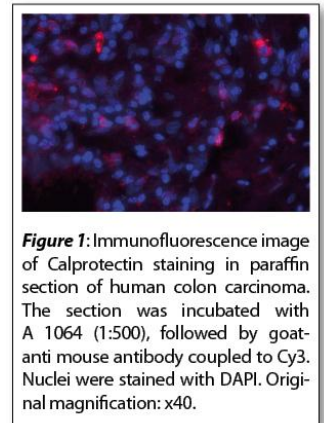
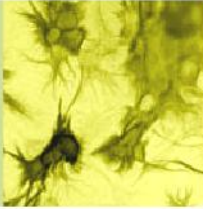
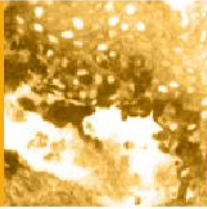


Figure 1: Immunofluorescence image of Calprotectin staining in paraffin section of human colon carcinoma. The section was incubated with A 1064 (1:500), followed by goat-anti mouse antibody coupled to Cy3. Nuclei were stained with DAPI. Original magnification: x40.

For research use only



Antibodies



Publishing research using A 1064? Please let us know so that we can cite your publication as a reference.



Immundiagnostik AG

Stubenwald-Allee 8a · 64625 Bensheim · Germany

Phone: +49 (0) 62 51/70 19 00 · Fax: +49 (0) 62 51/84 94 30 · info@immundiagnostik.com · www.immundiagnostik.com