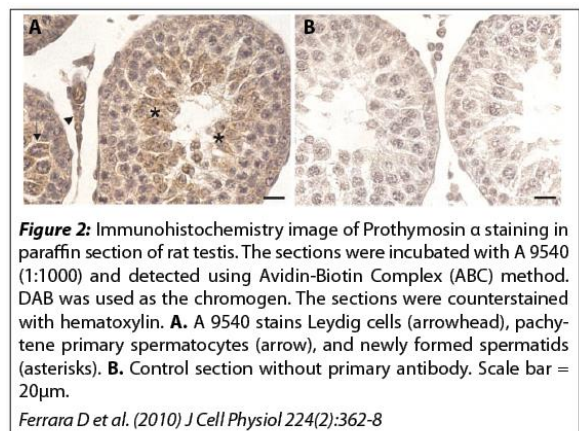
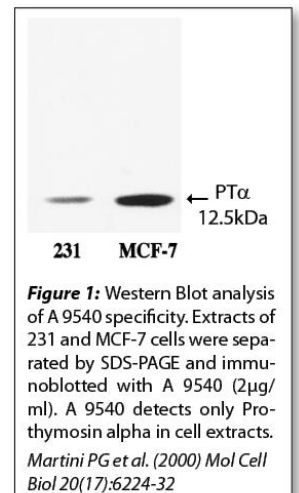


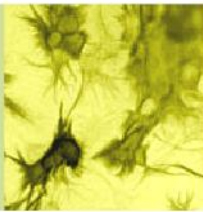
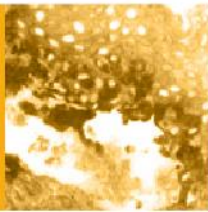
Data Sheet

HUMAN PROTHYMOSIN α (aa 75-109)

ANTIBODY, POLYCLONAL

Catalog no.:	A 9540.1 / A 9540.2
Immunogen:	Synthetic human Prothymosin α (aa 75-109) KLH conjugated (GDEDEEAESATGKRAAEDDEDDVDTKKQKTEDDD)
Swiss-Prot No:	P06454
Gene Information:	Gene Name: PTMA, TMSA GenelD: 5757
Host:	Rabbit
Matrix:	Serum
Specificity:	Human Prothymosin α , rat Prothymosin α There was no cross reactivity obtained with human Thymosin β_4 , human Thymulin and human Thymosin α_1 .
Contents:	20 μ l / 100 μ l (lyophilized) Resuspend in 20 μ l / 100 μ l aqua bidest.
Known applications:	ELISA (1:2000), Western Blot (1:2000; 2 μ g/ml IgG fraction) ^{1,2,3} , immunohistochemistry (paraffin sections, 1:1000) ³ , immunoprecipitation (2 μ g/ml IgG fraction) ¹ This antibody has not been tested for use in all applications. This does not necessarily exclude its use for non-tested procedures. The stated dilutions are recommendations only. We suggest that the applicant titrates the antibody in his/her system using appropriate negative/positive controls.
Store at:	2-8 $^{\circ}$ C (lyophilized); -20 $^{\circ}$ C (dissolved) Repeated thawing and freezing must be avoided



**Reference:**

1. Martini PG, Delage-Mourroux R, Kraichely DM, Katzenellenbogen BS (2000). Prothymosin alpha selectively enhances estrogen receptor transcriptional activity by interacting with a repressor of estrogen receptor activity. *Mol Cell Biol* **20**(17): 6224-6232.
2. Martini PGV, Katzenellenbogen BS (2001). Regulation of Prothymosin {alpha} Gene Expression by Estrogen in Estrogen Receptor-Containing Breast Cancer Cells via Upstream Half-Palindromic Estrogen Response Element Motifs. *Endocrinology* **142**(8): 3493-3501.
3. Ferrara D, Izzo G, Pariante P, Donizetti A, d'Istria M, Aniello F, Minucci S (2010). Expression of prothymosin alpha in meiotic and post-meiotic germ cells during the first wave of rat spermatogenesis. *Journal of Cellular Physiology* **224**(2): 362-368.

Last updated on: 13 April 2022

For research use only

Publishing research using A 9540? Please let us know so that we can cite your publication as a reference.

